

BREEZE

(Integrated Ceiling Fan)

Air Capacity up to
m3/h



Application

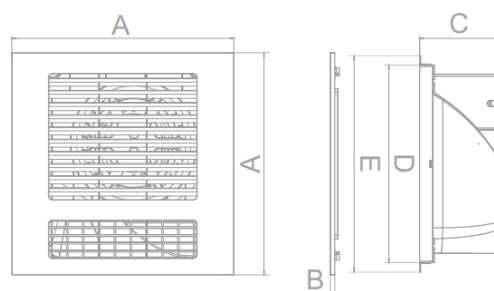
- Bathroom, Dressing Area, Wardrobes and toilets

Product Specifications

	BREEZE
Size [in/mm]	150
Voltage [V]	220
Frequency [Hz]	50
Power [W]	30
RPM [r/min]	1100
Noise [db(A)]	45

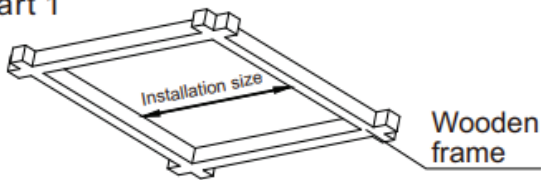
Dimensions

Dimensions [mm]					
Model	A	B	C	D	E
BREEZE	300	6	112	267	292



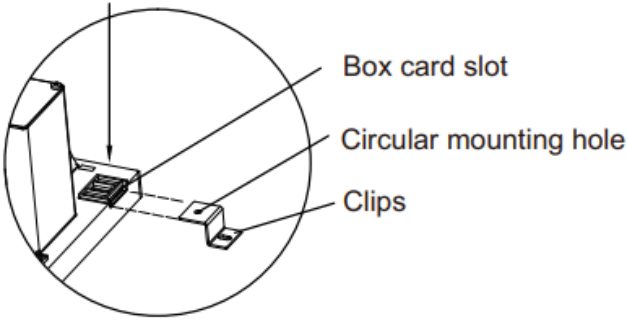
Installation

Part 1

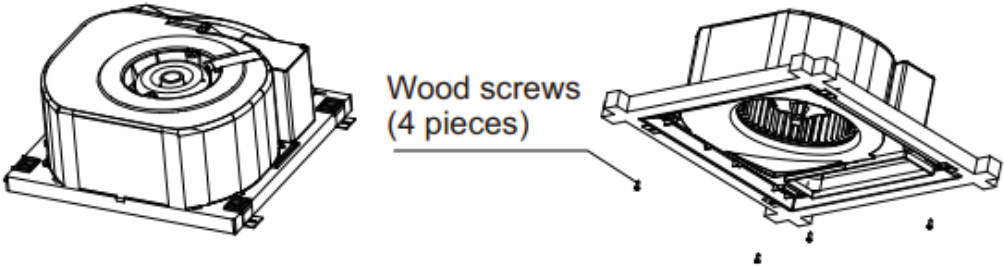


Part 2

Press the positioning pressure plate



Part 3



Panel

